

***IES PUBLIC
SCHOOL
HOLIDAY
HOMEWORK
KG-I
SESSION 2021-22***



IES Public School
Sehore

Dear Children,

It is the Summer Vacation time once again!!

Yes, it's time to stay up late. It's time to play all day and not think about tests and worksheets. Yes, it's time to relax and enjoy. It's time to enjoy reading books with your parents & grandparents. After all, summer holidays are here. Holidays are great, but schoolwork can be fun filled and inspiring

too! So here are a few interesting, activities to keep you going, through the summer break.

Children, it is the time to inculcate good reading habits as books are a man's best friends. Sit under the shade of a tree, grab a story book, read the story and work on vocabulary enhancement. It will be Super Fun!!!

Not only this, start your day with Morning Walk, enjoy the Morning Sun and the cool breeze. Water the plants in your garden and have a playful time with nature!!!

It's a humble request to parents also to take a positive interest, as the wards learn a lot by doing.

Summer Holiday Homework is an initiative on our part, to inculcate innovativeness, creativity and interest in

the tasks assigned to our students. Holiday Homework of all the subjects is to be done as per the instructions & guidance given by the subject teacher.

- Remember to converse in English throughout.
- Make the 4 magic words PLEASE, THANK YOU, SORRY & EXCUSE ME a part of your personality.
- Please take care of your health.
- Ask your grandparents about their childhood and find out how different olden days were.
- Do something new, learn something new and make your parents feel proud of you. Also take out some time to enjoy and complete the fun filled holiday homework.

Guidelines for Parents:

It's time for the parents to nurture the child. Parents are the child's first and most important teacher, they can encourage their child's love of learning by participating in educational activities at home. Working together on the activities will help the child build confidence, learn to reason and develop skills necessary for his/her education.

1. Parents can be the facilitators for the child at home but let the child complete his work independently & in his own handwriting
 2. The child should have a fixed time daily for doing assignments.
 3. Before colouring, guide him / her to colour in the same direction.
- 'Reading book is fun'. Inculcate the habit of reading in your Child.

4. Nurture your child's interest - be it art, music, dance or anything else.
5. Let him/her pursue a hobby of his /her own choice.
6. Please train your child to become independent in his daily chores.

****Have a Happy & Happening Summer Vacation****

Have a whale of time!!!

See you all back with a Cheerful Smile

Imp: All the Worksheets can either be printed or the children can do it in their notebooks. It is the parent's prerogative on how they want to do it.



Week I

Things to Do

1. Audio Book

<https://youtu.be/aWSAJ1ASvhI>

2. Rhymes

- लाला जी ने केला खाया

<https://youtu.be/axWTGeA8JPI>

- hello hello

<https://youtu.be/x23rTDI4AMs>

- Alphabet song link

<https://www.youtube.com/watch?v=Nkmarl4ynRM>

- Number song

<https://youtu.be/D0Ajq682yrA>

3. Activity: - Myself booklet

<https://youtu.be/OnuEiBQLYQU>

4. Note book work

Hindi- अ से अ: लिखो

Maths- Write 1 to 30

English - Write A to Z (4 alphabets in one line)

5. Independent Me



- Help your parents in clearing the table after every meal. (Please take pictures of your child doing the task)
- Make a video/card appreciating your mother for **Mother's Day-9th May**

Note-Please complete the worksheets given below

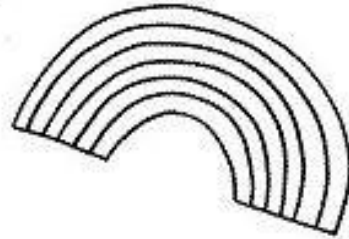
चित्र देखकर उसके नाम के पहले वर्ण से रेखा खींचकर मिलाओ -

	अं	
	ई	
	आ	
	ए	
	अ	
	ऐ	
	औ	
	उ	
	ओ	
	ऊ	

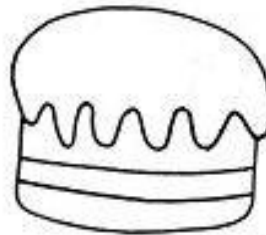
My name is




This is me




I am

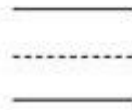

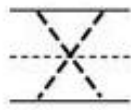

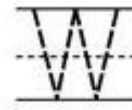
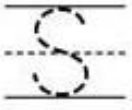




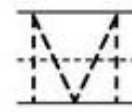
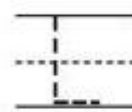
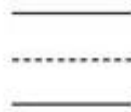
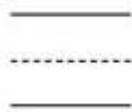
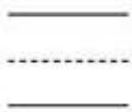
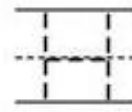
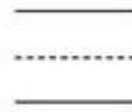
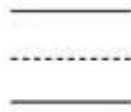
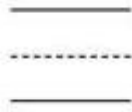
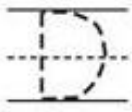
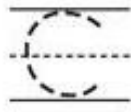


years old.

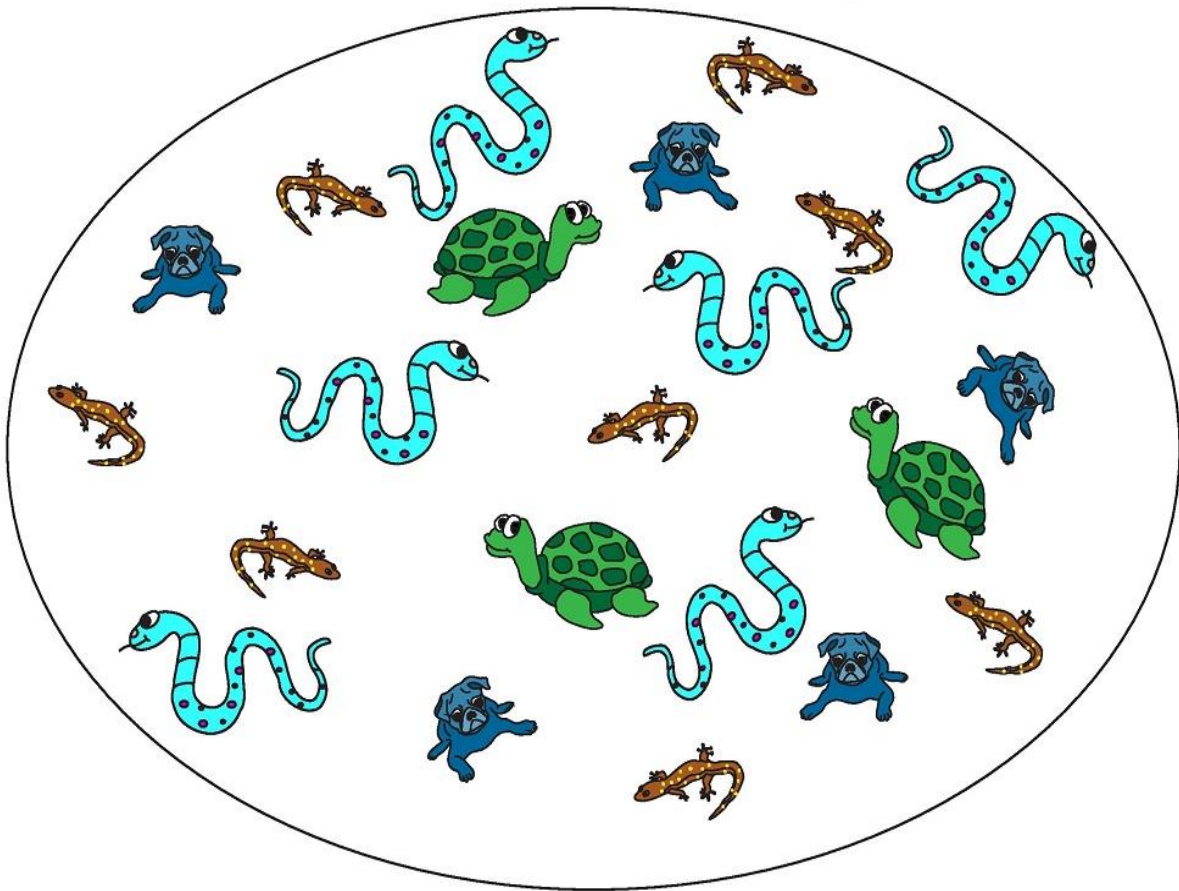
I 



Trace or write the letters.



Count & Compare



How many  ? _____

How many  ? _____


How many  ? _____

How many  ? _____

Which has the most?    

Which has the fewest?    

Colour the picture



Week II

Things to do

1. Audio Book

<https://youtu.be/aWSAJ1ASvhI>

2. Rhymes

- Body parts rhyme

https://youtu.be/_9UG0g9YOR

- चिड़िया रानी

<https://youtu.be/4Cfq61KoUxw>

- what comes after in alphabets

<https://youtu.be/BuUBNEADtnQ>

- Fish rhyme

<https://youtu.be/--BhTBXdc1o>

- Teddy bear rhyme

<https://youtu.be/7X0Q4F--g0s>

3. Activity-Handprint butterfly

<https://youtu.be/HI+4ITyMiy0>

4. Note book work

Maths- Write 1 to 50

5. Independent Me:

1. Green Warrior-Water the plants in your house.
2. How to tie your shoe laces
3. Try & wear your own clothes.

Note-Complete the worksheets given below


स्वर को क्रम में लिखो



What Comes After?



Draw a line from picture on left to the matching picture on right .



Colour the picture



Week III

Things to do

1. Audio Book

<https://youtu.be/3QzT1sq6kCY>

2. Rhyme-

- Humpty Dumpty

<http://youtu.be/Z0rc1ox5dR4>

- Shapes song

<https://youtu.be/QBD7CB-rroo>

- आओ भाई

<https://youtu.be/fLo0s4qJnV0>

- sense organ song

<https://youtu.be/j4XZ8Oojt-w>

Hindi story- दो बकरिया-

<https://youtu.be/UuNXD8L1gwg>

3. Activity-Make a Sun

<https://youtu.be/ypD9hVXuiMM>

Note book work- क और ख लिखो

4. Note book work

English - Practice cursive alphabet i (1 pg in notebook)

5. Independent Me


1. Check that all the electrical appliances in your house are switched off when not in use.

2. Fold your own clothes.

Note-Complete the worksheets given below

रंग भरो

क से



कमला


ख से



खरगोश


Colour the picture

F is for Family

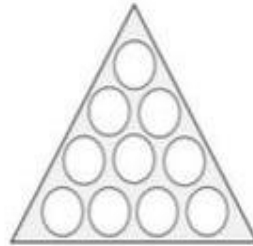


Fun Worksheets

Using your thumb /finger make the following shapes(you can use different colours)




heart



triangle




star



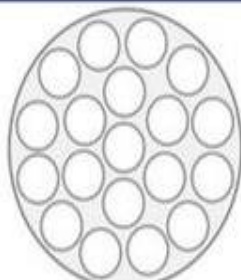
square



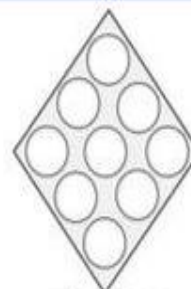
oval



rectangle



circle



rhombus

Fireless cooking-The child can make on his own.
Ingredient's- bread, honey, banana, currants/ kishmish

Teddy Bear Toast



Week IV

Things to do

1. Audio Book

<https://youtu.be/TpLhLBhFTag>

2. Rhymes

- Wheels on the bus-
- https://youtu.be/e_04ZrNroTo
- में तोता
<https://youtu.be/vTCZrgb2PWc>
My little house
https://youtu.be/nN_eDcwpcCQ
- Story-Hare and the Tortoise
<https://youtu.be/Sv5OI+L7eWE>

3. Notebook work -

English - Practice cursive alphabet u

Hindi- ग और घ लिखो

4. **Project-** Collect different types of leaves and paste them on an A4 size sheet

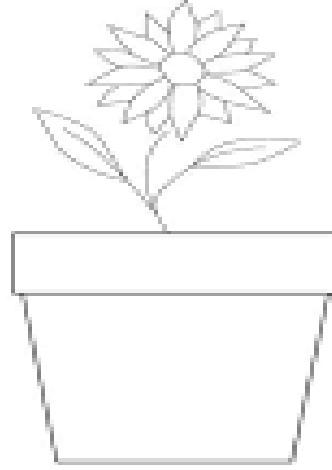
5. Independent Me

- Organize your study material/table/ toys
- Keep water outside for birds

Note- Complete the worksheets given below


रंग भरो

ग से



गमला

घ से



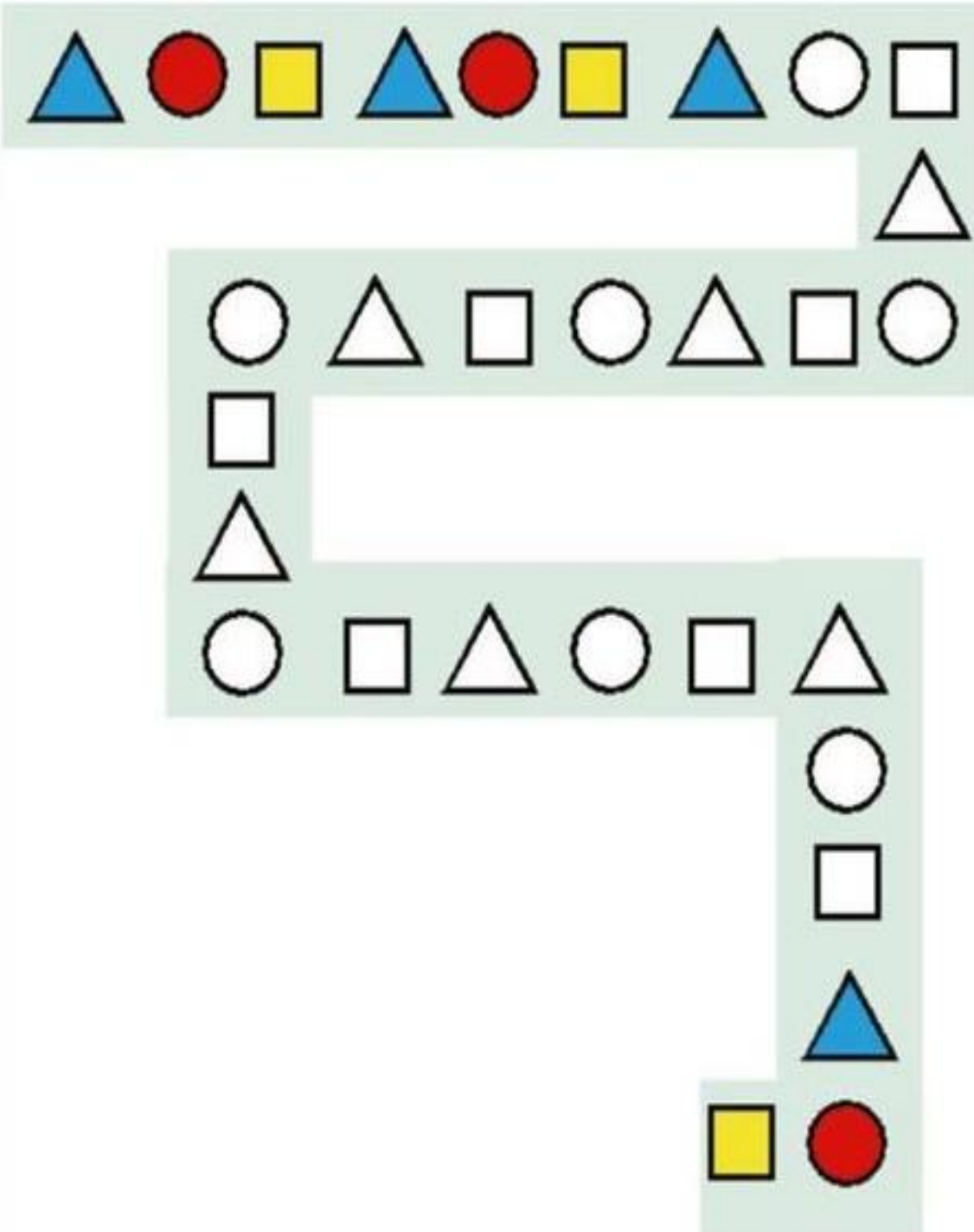
घड़ी

Rooms in the House

Identify the activity we do at home every day and match it in the different rooms in the house.



Follow the patterns and colour the shapes






Name _____

Sort by Shape

Directions: Color, cut and paste the pictures in the correct box.



Colour the picture



Week V

Things to do

Let's review all the things and build our listening skills

1. Audio Book

<https://youtu.be/TpLhLBhFTag>

<https://youtu.be/3QzT1sq6kCY>

2. Rhymes

- Wheels on the bus

https://youtu.be/e_04ZrNroTo

- Humpty Dumpty

<https://youtu.be/Z0rc1ox5dR4>

- Shapes song

<https://youtu.be/QBD7CB-rroo>

- आओ भाई

<https://youtu.be/fLo0s4qJnV0>

- मैं तोता

<https://youtu.be/vTCZrgb2PWc>

- sense organ song

<https://youtu.be/j4XZ8Oojt-w>

- Chubby cheeks -

<https://www.youtube.com/watch?v=Ul3nQsM-Hmc>

3. Story-Hare and the Tortoise and दो बकरिया

4. Note book work

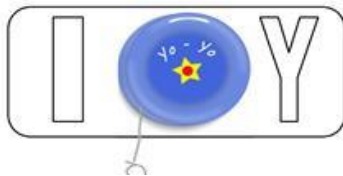

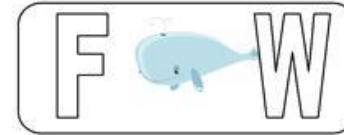

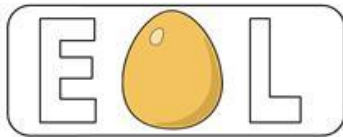


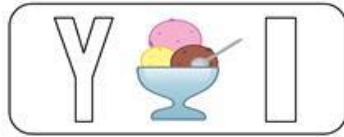
English -Practice cursive alphabet v

5. Independent Me

Ensure that the child tries to do all the things that he/she has learnt in the previous weeks.

Make your healthy breakfast with your mother





Before-Between- After

Directions: Write the number that comes before, between and after each number.

Before

___ 8

___ 17

___ 12

___ 1

___ 20

___ 44

___ 65



Between

1 ___ 3

20 ___ 22

8 ___ 10

14 ___ 16

31 ___ 33

19 ___ 21

11 ___ 13



After

6 ___

13 ___

29 ___

34 ___

17 ___

42 ___

39 ___



My Neighborhood » My town

Match places with their transportation.



व्यंजन देखो और लिखो



A
B
C



क									
ख									
ग									
घ									
ङ									



Education is not the filling of a pail,

but the lighting of a fire

Assessment sheets to be filled by parents

Week I	Good	Very Good	Excellent
1			
2			
3			
4			
5			
Worksheets			



Week II	Good	Very Good	Excellent
1			
2			



3			
4			
5			
Worksheets			

Week III	Good	Very Good	Excellent
1			
2			
3			
4			
5			
Worksheets			



Week IV	Good	Very Good	Excellent
1			
2			
3			
4			
5			
Worksheets			

A
B
C



Week V	Good	Very Good	Excellent
1			
2			
3			
4			
5			
Worksheets			

